

# Specifications

## 47 Series Valve

**Fluids:**

Compressed Air or Inert Gases

**Lubrication:**

Not required. If used, select a medium aniline point lubricant (between 180°F and 210°F)

**Safe Operating Temperature Range:**

0°F to 120°F (-18°C to 50° C)

**Pressure Range:**

Vacuum to 150 PSI

**Electrical:**

DC 12/24 Volt 1.0w to 5.2w

AC 120, 220, 240VAC

Maximum Coil Amperage - 250mA

Maximum Voltage - 240VAC

Dielectric Strength in Excess of 2000 Volts.

Recommended Mating Sub-D Cable Specifications

3 Amp Current Rating per Conductor

300 Volt RMS, 105°C Insulation

**Amp CPC Connector Specifications**

Receptacle: (Mounted in MACConnect™ adapter block)

- Series 1 Amp CPC Connector
- Shell size 23
- 24 Male pins (1.57mm diameter)
- Five key configuration

Recommended Plug:

- Amp part number 206837-1
- 5 key configuration
- Recommended receptacle contacts are size 16 type III+ (Accepts pin dia. 1.57mm)

Additional information can be obtained from Amp Catalog 82021



| PIN # | SOLENOID # |
|-------|------------|
| 1     | 1          |
| 2     | 2          |
| ✓     | ✓          |
| 20    | 20         |
| 21    | + COMMON   |
| 22    | + COMMON   |
| 23    | + COMMON   |
| 24    | + COMMON   |
| 25    | + COMMON   |

25 PIN SUB-D



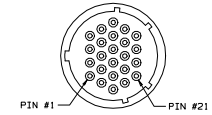
| PIN # | SOLENOID # |
|-------|------------|
| 1     | 1          |
| 2     | 2          |
| ✓     | ✓          |
| 13    | 13         |
| 14    | + COMMON   |
| 15    | + COMMON   |

15 PIN SUB-D



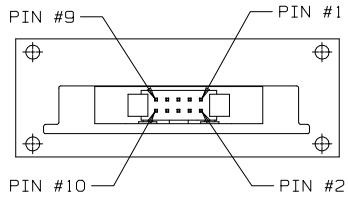
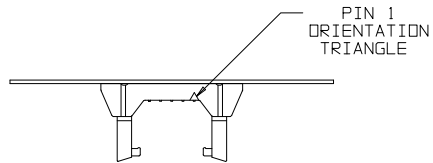
| PIN # | SOLENOID # |
|-------|------------|
| 1     | 1          |
| 2     | 2          |
| ✓     | ✓          |
| 8     | 8          |
| 9     | + COMMON   |

9 PIN SUB-D



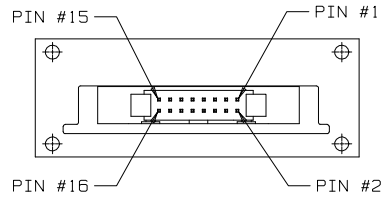
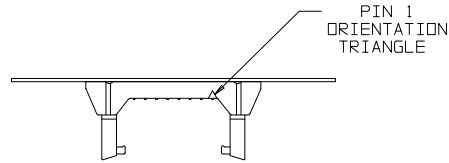
| PIN # | SOLENOID # |
|-------|------------|
| 1     | 1          |
| 2     | 2          |
| ✓     | ✓          |
| 20    | 20         |
| 21    | + COMMON   |
| 22    | + COMMON   |
| 23    | + COMMON   |
| 24    | + COMMON   |

24 PIN AMP CPC



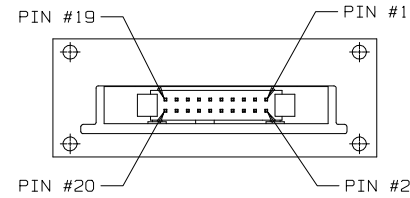
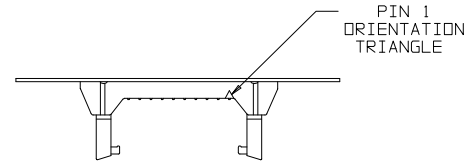
| PIN # | SOLENOID # |
|-------|------------|
| 1     | 1          |
| 2     | 2          |
| ✓     | ✓          |
| 8     | 8          |
| 9     | + COMMON   |
| 10    | + COMMON   |

10 PIN



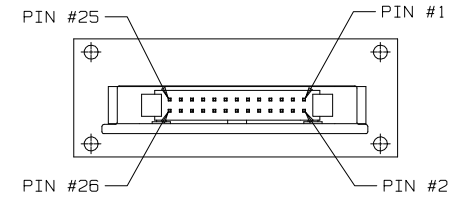
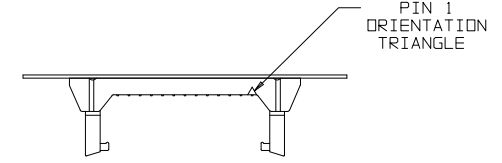
| PIN # | SOLENOID # |
|-------|------------|
| 1     | 1          |
| 2     | 2          |
| ✓     | ✓          |
| 12    | 12         |
| 13    | + COMMON   |
| 14    | + COMMON   |
| 15    | + COMMON   |
| 16    | + COMMON   |

16 PIN



| PIN # | SOLENOID # |
|-------|------------|
| 1     | 1          |
| 2     | 2          |
| ✓     | ✓          |
| 16    | 16         |
| 17    | + COMMON   |
| 18    | + COMMON   |
| 19    | + COMMON   |
| 20    | + COMMON   |

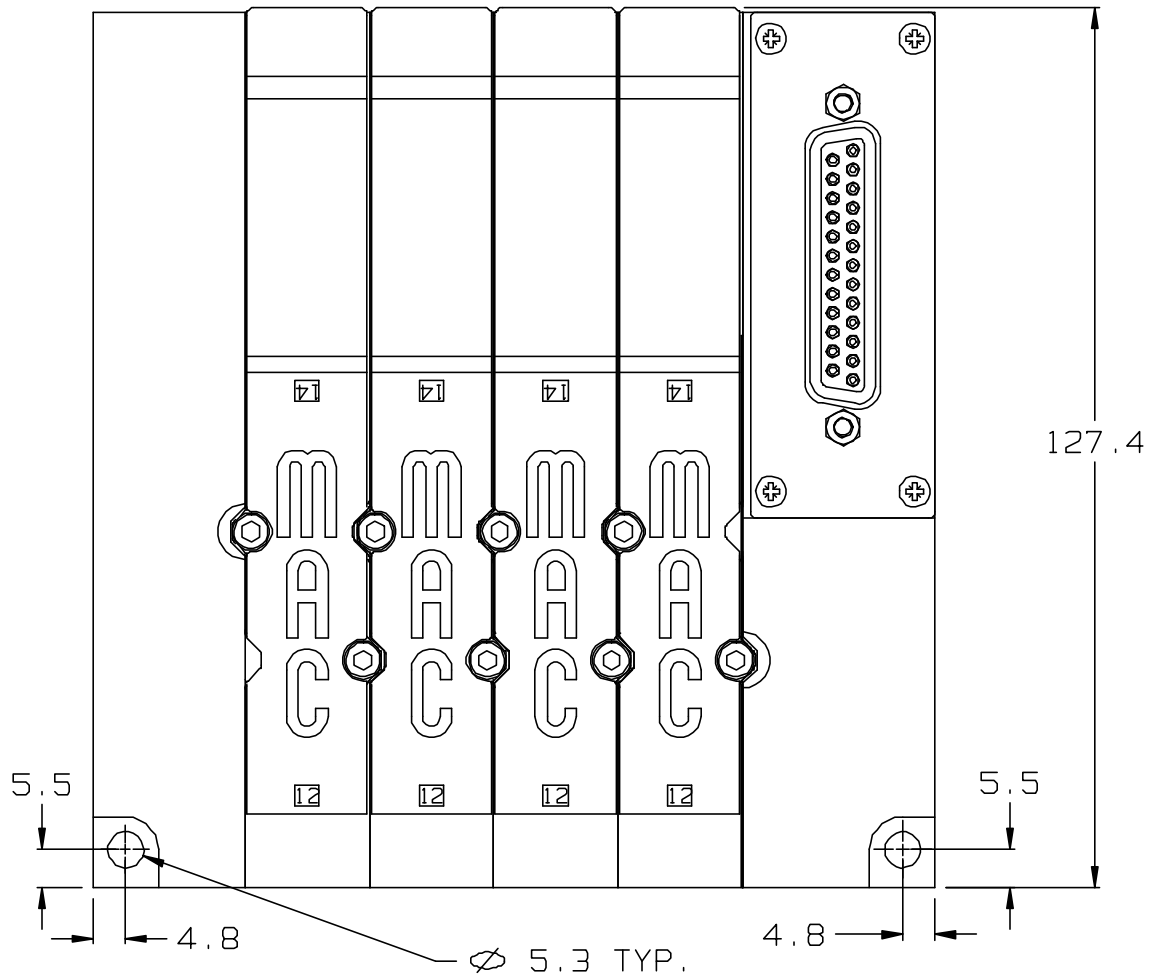
20 PIN



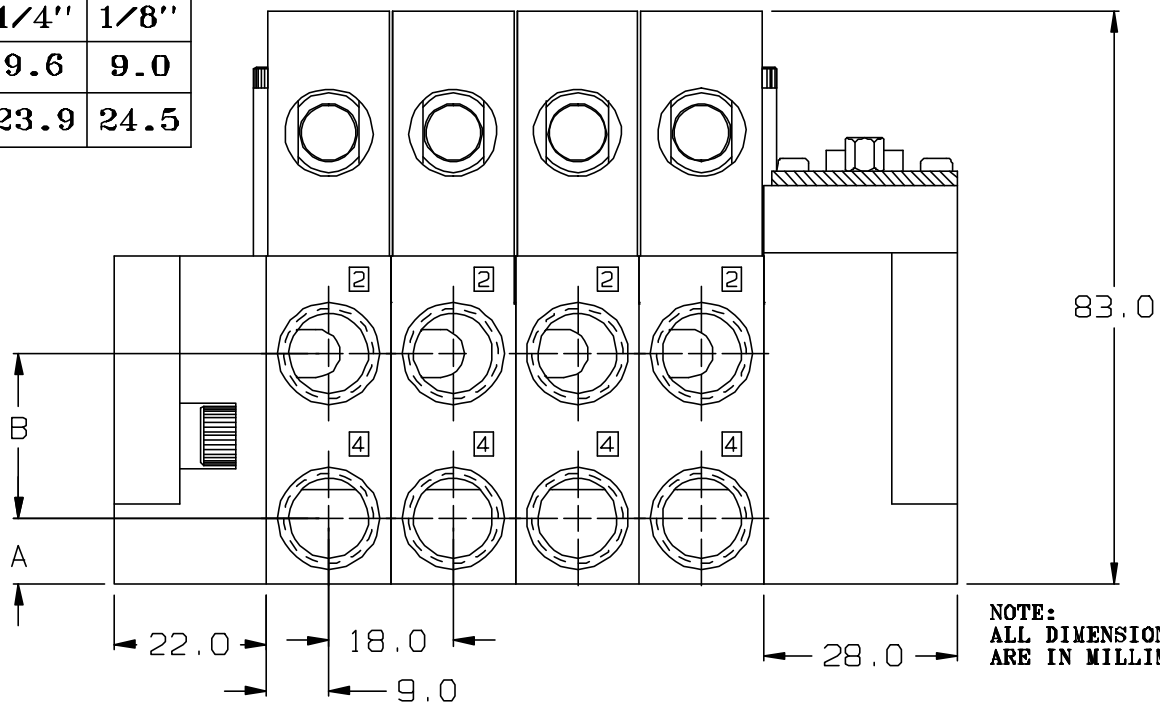
| PIN # | SOLENOID # |
|-------|------------|
| 1     | 1          |
| 2     | 2          |
| ✓     | ✓          |
| 20    | 20         |
| 21    | + COMMON   |
| 22    | + COMMON   |
| 23    | + COMMON   |
| 24    | + COMMON   |
| 25    | + COMMON   |
| 26    | + COMMON   |

26 PIN

# 47 SERIES MACONNECT SHOWN WITH MULTI PIN



|   | 1/4" | 1/8" |
|---|------|------|
| A | 9.6  | 9.0  |
| B | 23.9 | 24.5 |



# 47 SERIES MACONNECT TETHERED TO A 47 SERIES MACONNECT STACK

