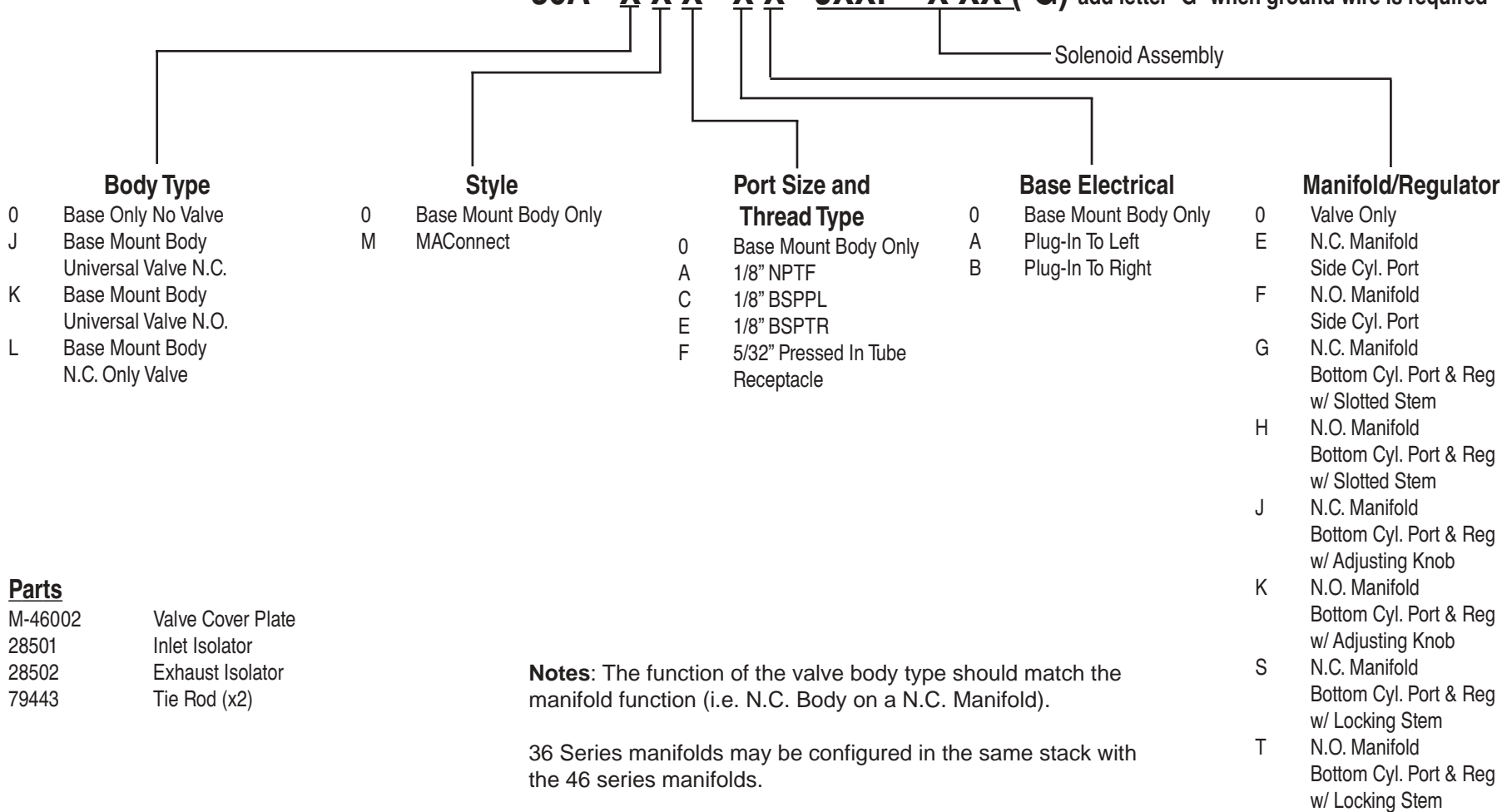


# How To Order

## 36 Series MAConnect

36A - X X X - X X - JXXP - X XX (-G) add letter "G" when ground wire is required



### Parts

M-46002	Valve Cover Plate
28501	Inlet Isolator
28502	Exhaust Isolator
79443	Tie Rod (x2)

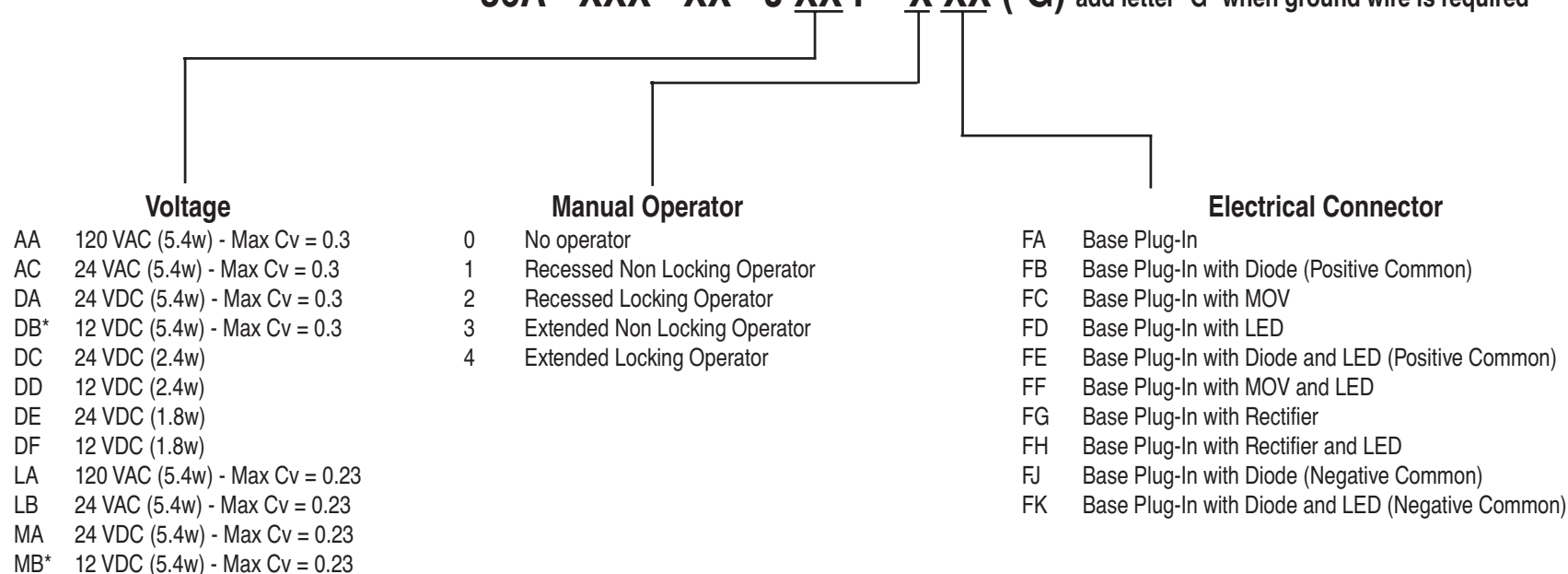
**Notes:** The function of the valve body type should match the manifold function (i.e. N.C. Body on a N.C. Manifold).

36 Series manifolds may be configured in the same stack with the 46 series manifolds.

# How To Order

## 36 Series Solenoid Assembly

36A - XXX - XX - J XX P - X XX (-G) add letter "G" when ground wire is required



\* Not available for MACConnect

Note: AC Voltage requires a connector with a rectifier

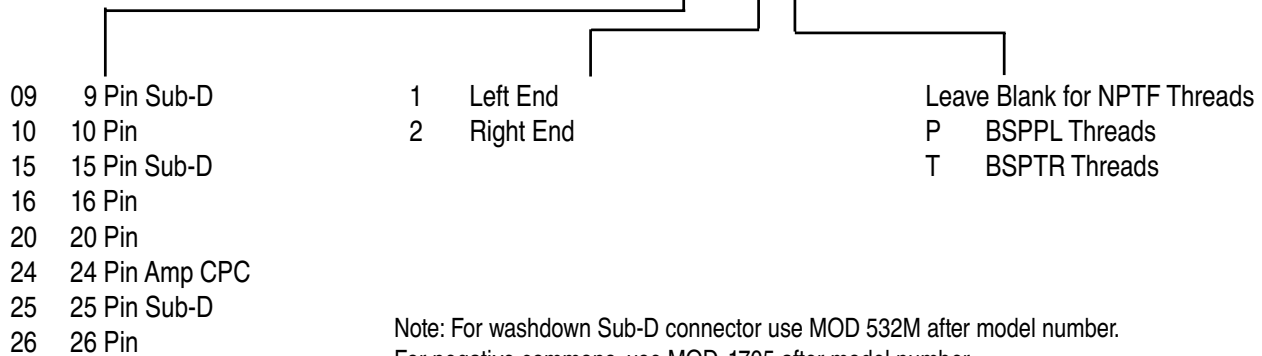
# 36 Series MAConnect™

## How to Order

### Adapters / End Plate Kit

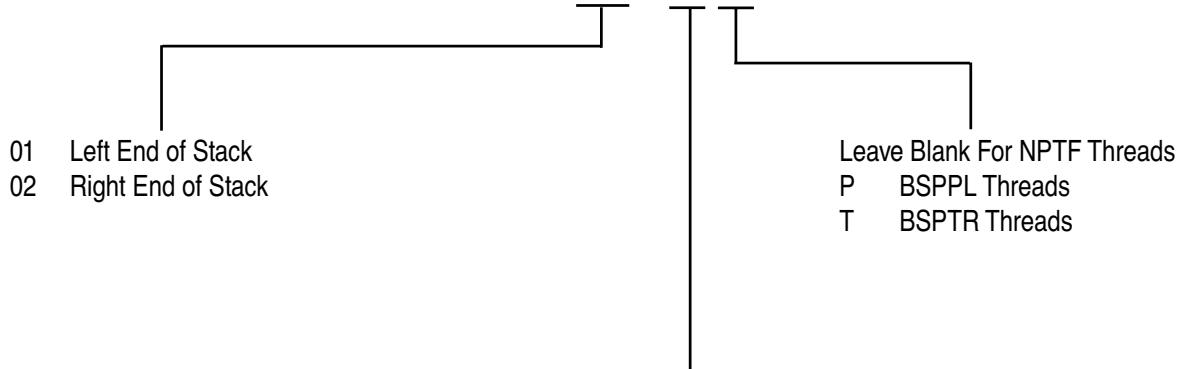
#### MAConnect™ Adapter Assembly

M-46005 - XX - X X



#### MAConnect™ Fastening End Plate Kit

M-46006 - XX - 01 X



**Note:** "01" should be used only when the Fastening End Plate Kit is ordered separately. When the kit is ordered with an assembly this number will change to indicate the number of valves in the stack.



PIN #	SOLENOID #
1	1
2	2
✓	✓
20	20
21	+ COMMON
22	+ COMMON
23	+ COMMON
24	+ COMMON
25	+ COMMON

25 PIN SUB-D



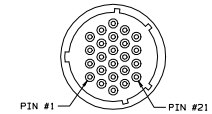
PIN #	SOLENOID #
1	1
2	2
✓	✓
13	13
14	+ COMMON
15	+ COMMON

15 PIN SUB-D



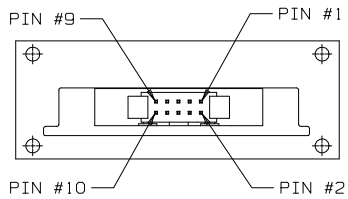
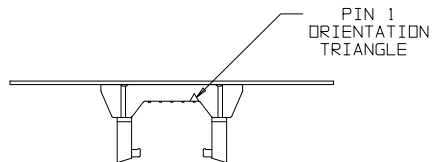
PIN #	SOLENOID #
1	1
2	2
✓	✓
8	8
9	+ COMMON

9 PIN SUB-D



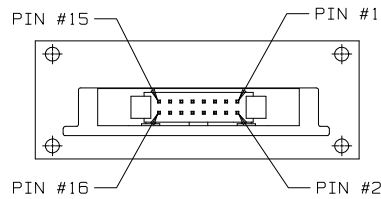
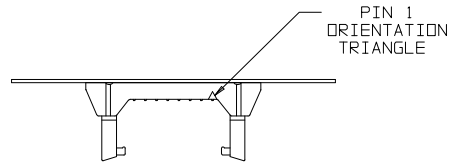
PIN #	SOLENOID #
1	1
2	2
✓	✓
20	20
21	+ COMMON
22	+ COMMON
23	+ COMMON
24	+ COMMON

24 PIN AMP CPC



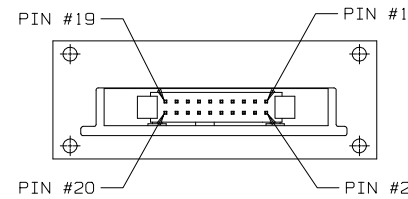
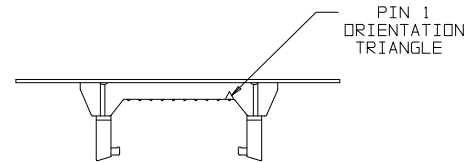
PIN #	SOLENOID #
1	1
2	2
✓	✓
8	8
9	+ COMMON
10	+ COMMON

10 PIN



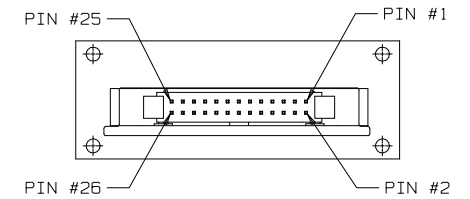
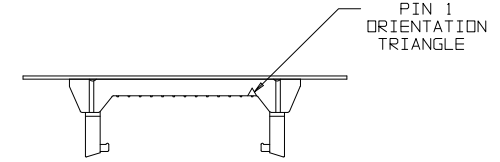
PIN #	SOLENOID #
1	1
2	2
✓	✓
12	12
13	+ COMMON
14	+ COMMON
15	+ COMMON
16	+ COMMON

16 PIN



PIN #	SOLENOID #
1	1
2	2
✓	✓
16	16
17	+ COMMON
18	+ COMMON
19	+ COMMON
20	+ COMMON

20 PIN



PIN #	SOLENOID #
1	1
2	2
✓	✓
20	20
21	+ COMMON
22	+ COMMON
23	+ COMMON
24	+ COMMON
25	+ COMMON
26	+ COMMON

26 PIN